



GL038 MAINS

Straight to mains LED Ground light

FEATURES

IP rating	IP65
IK rating	IK06
CSP Switchable	Single CCT
Tiltable	No
LED Lifetime	L70 70,000h
Colour Rendering Index	CRI>80
Colour Consistency	SDCM3
Walk Over / Drive Over	Walk over (Stainless Steel & Antique Brass Only)

INSTALLATION INFORMATION

Input	220-240V AC
Maximum Ambient Temperature	35°C
Weight	GL038AB: 754g, GL038BK: TBC, GL038SS: 696g, GL038BZ: TBC
Inrush Current	GL038AB: 9A 0.8ms, GL038BK: TBC, GL038SS: 60A 0.037ms, GL038BZ: TBC
Cut Out Size	80-85mm
Construction Material	Antique brass
UK Bathroom Zone	2
SELV	Yes
Electric Class (1, 2, 3)	1
Earth Leakage	TBC
Suitable for coastal areas	Yes

Photometrics @ 25°C

Product Code	Finish	Beam	W	Colour	lm	lm/W	Energy
GL038SS22MF	Stainless steel 316	40°	2.8W	2200K	249	89	
GL038SS27MF	Stainless steel 316	40°	2.8W	2700K	297	106	
GL038SS30MF	Stainless steel 316	40°	2.8W	3000K	300	107	
GL038SS40MF	Stainless steel 316	40°	2.8W	4000K	310	111	
GL038AB22MF	Antique brass	40°	2.8W	2200K	249	89	
GL038AB27MF	Antique brass	40°	2.8W	2700K	297	106	
GL038AB30MF	Antique brass	40°	2.8W	3000K	300	107	
GL038AB40MF	Antique brass	40°	2.8W	4000K	310	111	
GL038BK22MF	Black	40°	2.8W	2200K	249	89	
GL038BK27MF	Black	40°	2.8W	2700K	297	106	
GL038BK30MF	Black	40°	2.8W	3000K	300	107	
GL038BK40MF	Black	40°	2.8W	4000K	310	111	
GL038BZ22MF	Bronze	40°	2.8W	2200K	249	89	
GL038BZ27MF	Bronze	40°	2.8W	2700K	297	106	

IP65 IP65 perfect for internal or external applications

Coastal protected

IK06 IK06 impact protection - walk over (Stainless Steel only)

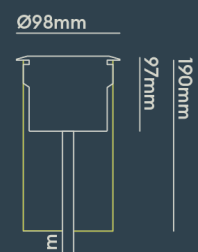
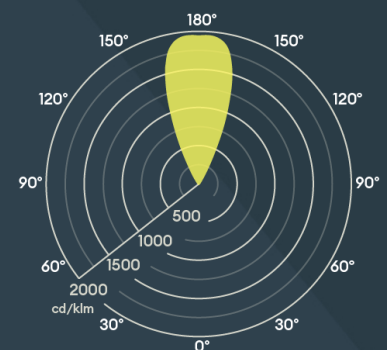
WARRANTY



Warranty 7 years

FEATURES & BENEFITS

- Supplied complete with installation tube
- SDCM3 ensuring uniform light appearance and consistency
- Single LED and lens combination for maximum efficiency and optimal light distribution
- CRI 80 providing true colour appearance
- Available in a new 2200K setting to create a warm and cosy environment with minimal disruption to natural habitat
- Long lifetime of 70,000hrs
- Available in an array of colours

BEAM ANGLE: 40°



GL038BZ30MF	Bronze	40°	2.8W	3000K	300	107	
GL038BZ40MF	Bronze	40°	2.8W	4000K	310	111	

WIRING INFORMATION

Cable / Flying Lead	1m H05RN-F rubberised cable (outside diameter: 7mm)
Type of Wiring Required	Parallel
Input Cable Type	H05RN-F (7MM OD) 3 CORE

ACCESSORIES

JB5	Gel filled waterproof connector	Sold Separately
WC 5-9	Quick release waterproof joint	Sold Separately

GL038 Modular is now available in main and low voltage, making it easy for retrofitting and other installs. With a single-point source lens, that provides a modern look and feel. Plus, with an IP65 rating, coastal protection, and IK08 impact protection, this fitting is adequate for a multitude of installs. Available in an array of colours from stainless steel, bronze, black, and antique brass.