



DOWNLIGHTS SPECIFICATION SHEET




**COLLINGWOOD
LIGHTING**

01604 495 151
collingwoodlighting.com

 /collingwoodlighting

 /collingwoodlighting

 collingwoodled

H4 Pro Elect

±20° adjustable, low glare, dimmable, fire-rated downlight with connector

FEATURES

IP rating	IP20
Colour flexibility	Fixed colour or Dim to warm
Tilttable	20°
UGR	14
Dimmable	Yes
Input	220-240V 50/60Hz
LED Lifetime	70,000h L70, B10
CRI	>80Ra or >90Ra
SDCM	3SDCM
Flicker Free	Yes
Emergency version available	Yes

INSTALLATION INFORMATION

Install Connector Type	Push-fit terminal connector
Insulation Coverable	No
Cut Out Size	Ø 69-72mm
Bathroom zone	N/A
Inrush Current	1.4A 0.04ms
Construction Material	MILD STEEL / ALUMINIUM / PC V0 RATED
Maximum ceiling thickness	40mm
Weight	275g
Maximum ambient temperature	40°C
Building regulations	Part B, C, E, P, L
Ceiling Joist Approvals	Solid timber
Electric Class (1, 2, 3)	2

GUARANTEE / WARRANTY

7 year extended warranty

FEATURES & BENEFITS

±20° adjustable downlight to adjust direction of light

Low glare downlight - UGR 14

45° beam angle for wide illumination

Push-fit terminal connector included

Slimline twist & lock bezels (sold separately)

Dim to warm option available

Shallow depth of 56mm

Flexible driver position for easy installation

Mains dimmable

PHOTOMETRICS @ 25°C


Product code	Feature I	Wattage	Colour	Beam angle	lm	lm/W	lx @ 1m
DLT4414540	Non-emergency	8.5W	4000K	45°	700	82	1178
DLT4414530	Non-emergency	8.5W	3000K	45°	650	76	1094
DLT4414528	Non-emergency	8.5W	1800-3000K	45°	380	54	588
DLT4414540EM	Emergency	8.5W	4000K	45°	300	103	505
DLT4414530EM	Emergency	8.5W	3000K	45°	280	96	471
DLT4414528EM	Emergency	8.5W	1800-3000K	45°	180	67	278

WIRING INFORMATION

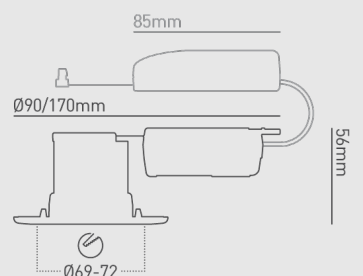
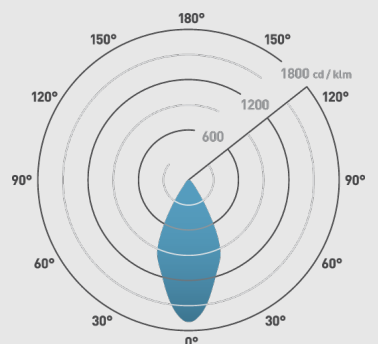
Cable / Flying Lead	0.15m
Cable Required for Connector	Push-fit terminal for: Twin & Earth (6242Y 2x1.5mm ²) or 3-core cable (R02V 3x1.5mm ²)
Type of Wiring Required	Parallel

LED DRIVER

Product code	Input	SELV	Dimming	Bathroom zone	Min	Max
N/A (integrated SELV driver)	220-240V	SELV	Yes (mains)	1 (ceiling only)	N/A	N/A



Beam angle: 45°




ACCESSORIES


H4 Pro bezels	Round and square bezel options	Sold separately
DLCVT110	Converter plate	Sold separately
DLCONVERT70	Converter plate	Sold separately
DM298FP	Faceplate dimmer	Sold separately
DM298GRID	Grid dimmer	Sold separately
LEDEP10	Emergency converter	Sold separately
Range available to turn the ordinary extraordinary	Collingwood Smart System	Sold separately




COLLINGWOOD
LIGHTING

01604 495 151
collingwoodlighting.com

 /collingwoodlighting

 /collingwoodlighting

 collingwoodled

H4 Pro Elect

Designed with visual comfort in mind, this skilfully engineered fitting combines an optically designed reflector with recessed LEDs to maximise lighting control and eliminate unwanted glare. Resulting in a UGR of under 14, this fire-rated downlight produces up to 700lm at 82lm/W across a 45° beam angle.

In addition, the H4 Pro Elect is adjustable to $\pm 20^\circ$. The ability to adjust the angle of the light makes it ideal for use in vaulted ceilings and highlighting features and artwork on walls.

Available with the option of our new dim to warm technology, our innovation optimises the best of high performance and visual comfort to create spaces where the focus is returned to comfort, enjoyment, or function, not the source of the light.