




collingwood

01604 495 151  
collingwoodlighting.com

-  collingwoodled
-  /collingwoodlighting
-  collingwoodlighting

# GL019 Eyelid

Asymmetric beam angle with zero upward light spill

## Features

IP rating	IP68
CSP Switchable	Fixed colour
Walk Over / Drive Over	No
LED Lifetime	70,000h L70
CRI	80 Ra
SDCM	3 SDCM

## Installation information

Construction Material	Stainless steel (316)
Weight	204g
Maximum Ambient Temperature	50°C
SELV	N/A
Electric Class (1, 2, 3)	3

## Photometrics @ 25°C

Product code	Finish	Colour	Beam	350mA				700mA			
				W	lm	lm/W	lx @ 1m	W	lm	lm/W	lx @ 1m
GL019E30SS	Stainless steel	3000K	50°	1W	41	41	3.5	2W	72	36	6
GL019E27SS	Stainless steel	2700K	50°	1W	36	36	3.1	2W	63	31	5
GL019E30BL	Black	3000K	50°	1W	36	36	2.1	2W	64	32	3.8
GL019E27BL	Black	2700K	50°	1W	31	31	1.8	2W	56	28	3.3

## LED drivers

PLR/350 1-5	220-240V	Yes	No		0	1	5
PLD UNI-DRIVE 350MA	110-240V	Yes	Yes (1-10V)		2	1	10
PLU/700 3-9	220-240V	Yes	No		1	3	9

## Accessories

JB2 / JB4 / JB6	IP68 waterproof connectors	Sold Separately
TUBE332	Installation tube	Sold Separately
PDC/GRID DIMMER	Grid dimmer kit for multiple fitting types	Sold Separately

## Guarantee

7 years

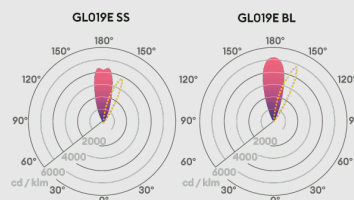
## Features & benefits

- 1W at 350mA or 2W at 700mA
- Coastal protected
- Low voltage step light
- Asymmetric beam angle
- 0% upward light spill
- Recess into a wall, floor or ceiling
- Suitable for indoor and outdoor use
- 33mm cut-out size

Light source energy efficiency:



Beam angle: 50°



Ø40mm

