

GROUND LIGHTS SPECIFICATION SHEET



GL200

5.7W, 40lm, domed ground light

FEATURES

IK rating	IK10
IP rating	IP67
Colour flexibility	Fixed colour
Walk Over / Drive Over	Drive over (15mph maximum)
Input	220-240V 50/60Hz
LED Lifetime	70,000h L70 B10
CRI	>80Ra
SDCM	3SDCM

INSTALLATION INFORMATION

Cut Out Size	Ø 65mm
Bathroom zone	2
Inrush Current	31A 0.12ms
Construction Material	Stainless steel (316)
Weight	960g
Maximum ambient temperature	35°C
SELV	Yes
Electric Class (1, 2, 3)	1

PHOTOMETRICS @ 25°C

Product code	Feature l	Wattage	Colour	Beam angle	lm	lm/W
GL200DX1X27	1 window	5.7W	2700K	90°	10	2
GL200DX1X30	1 window	5.7W	3000K	90°	10	2
GL200DX1X40	1 window	5.7W	4000K	90°	10	2
GL200DX2127	2 windows, 1 direction	5.7W	2700K	90°	20	4
GL200DX2130	2 windows, 1 direction	5.7W	3000K	90°	20	4
GL200DX2140	2 windows, 1 direction	5.7W	4000K	90°	20	4
GL200DX2227	2 windows, 2 directions	5.7W	2700K	90°	20	4
GL200DX2230	2 windows, 2 directions	5.7W	3000K	90°	20	4
GL200DX2240	2 windows, 2 directions	5.7W	4000K	90°	20	4
GL200DX3X27	3 windows	5.7W	2700K	90°	30	5
GL200DX3X30	3 windows	5.7W	3000K	90°	30	5
GL200DX3X40	3 windows	5.7W	4000K	90°	30	5
GL200DX4X27	4 windows	5.7W	2700K	90°	40	7
GL200DX4X30	4 windows	5.7W	3000K	90°	40	7
GL200DX4X40	4 windows	5.7W	4000K	90°	40	7

WIRING INFORMATION

Cable / Flying Lead	3m H05RN-F rubberised cable (outside diameter: 7mm)
Type of Wiring Required	Parallel

LED DRIVER

Product code	Input	SELV	Dimming	Bathroom zone	Min	Max
N/A (integrated SELV driver)	220-240V	Yes	No	2	-	-



COLLINGWOOD
LIGHTING

01604 495 151
collingwoodlighting.com

/collingwoodlighting

/collingwoodlighting

collingwoodled

GUARANTEE / WARRANTY

7 year extended warranty

FEATURES & BENEFITS

Straight to mains

Large diameter

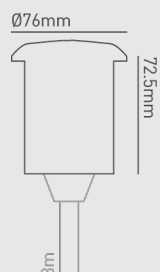
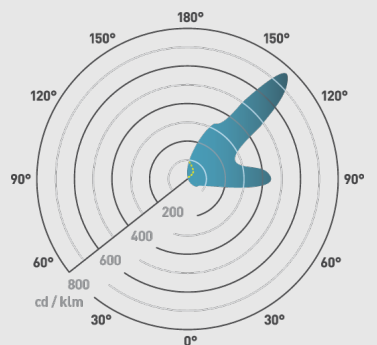
Drive over up to 18kN (approx. a 7 ton vehicle) - use with TUBE/68

Marine grade stainless steel 316

Long lifetime of 70,000hrs

7 year warranty

Beam angle:



GROUND LIGHTS SPECIFICATION SHEET


ACCESSORIES


TUBE/68	Installation tube
JB5	Gel filled waterproof connector
WC 5-9	Quick waterproof connector




COLLINGWOOD
LIGHTING

01604 495 151
collingwoodlighting.com

 /collingwoodlighting

 /collingwoodlighting

 collingwoodled

GL200

The GL200 creates a grazing light effect from a domed, marine-grade stainless steel 316 housing. This product is available in five different window styles and three colour temperatures to suit a wide range of applications. This is ideal for providing low-glare illumination for decorative effect and safe navigation of driveways and car parks.