






collingwood

01604 495 151
collingwoodlighting.com

-  collingwoodled
-  /collingwoodlighting
-  collingwoodlighting

Solis 600 x 600

4000K + 5000K Panel Range

Features

IP rating	IP40
CSP Switchable	Fixed colour
UGR	<16 <19 <22
Dimmable Option	Yes (DALI 2, 0-10V, PUSH-DIM)
LED Lifetime	50,000h L70
CRI	80 Ra
SDCM	4 SDCM
Emergency Option	Yes, using converter. See accessories section.

Installation information

Install Connector Type	2 part first fit connector
Insulation Coverable	Panel: yes Driver: no
Inrush Current	30A 0.91ms
Construction Material	Aluminium Body, Polystyrene Diffuser
Maximum Ambient Temperature	-30°C to 40°C
SELV	Yes
UK Building Regulations	Part P & L
Electric Class (1, 2, 3)	2

Photometrics @ 25°C

Product code	Finish	Feature I	Feature II	Feature III	W	Colour	Beam	lm	lm/W	EM
P2A16S30WA	White RAL9016	UGR16 TP(a)	On-Off	Driver included	30W	4000K	90°	3450	115	220
P2A16X30WA	White RAL9016	UGR16 TP(a)	Dimmable	Driver excluded Use PS6501100MA	30W	4000K	90°	3450	115	220
P2A19S40WA	White RAL9016	UGR19 TP(a)	On-Off	Driver included	40W	4000K	90°	4600	115	220
P2A19X40WA	White RAL9016	UGR19 TP(a)	Dimmable	Driver excluded Use PS6501100MA	40W	4000K	90°	4600	115	220
P2A22S30WA	White RAL9016	UGR22 TP(b)	On-Off	Driver included	30W	4000K	110°	3450	115	220
P2A22S40WA	White RAL9016	UGR22 TP(b)	On-Off	Driver included	40W	4000K	110°	4600	115	220
P5A19S30WA	White RAL9016	UGR19 TP(a)	On-Off	Driver included	30W	5000K	90°	3450	115	220
P5A19X30WA	White RAL9016	UGR19 TP(a)	Dimmable	Driver excluded Use PS6501100MA	30W	5000K	90°	3450	115	220

Accessories

PS6501100MA	Driver, DALI-2, 0-10V, Push-Dim	Sold Separately
LEDEPI0	Emergency converter, Self-test, maintained	Sold Separately
LEDEP09DA	Emergency converter, DALI-2 Addressable, maintained	Sold Separately
EMRWMAN	Salvus Route White, Manual Test, Open Corridor Lens	Sold Separately
EMRWST	Salvus Route White, Self Test, Open Corridor Lens	Sold Separately
P2SMAA	Surface mount kit for 600 x 600 LED Panel.	Sold Separately
P1SKA	Suspension Kit for 600 x 600 & 1200 x 300 Panels.	Sold Separately

Guarantee

5 years extended guarantee 2 year on-site guarantee

Features & benefits

Low UGR with UGR16 available

DALI-2, Push-Dim, & 0-10V options are available when using the plug-in PS6501100MA driver

Emergency option is available with LEDEPI0

Suitable for reading, writing and computer-based tasks and meets Blue Light Hazard Regulation RGO

30W (P2A16S30WA) for 500lux at 2.4m x 2.4m distance spacings

40W (P2A19S40WA) for 500lux at 3.0m x 2.4m distance spacings

Supplied with a quick-fit connector for fast installation

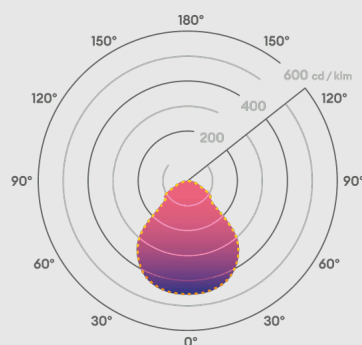
Back-lit design for efficient performance and improved robustness during transit

Supplied with 1m long safety steel cable

Light source energy efficiency:



Beam angle: 90°



600mm

32mm

