

SPIKE LIGHTS SPECIFICATION SHEET



COLLINGWOOD
LIGHTING

01604 495 151
collingwoodlighting.com

/collingwoodlighting

/collingwoodlighting

collingwoodled

SL220 MAINS

Straight to mains LED spike light

FEATURES

IP rating	IP65
Colour flexibility	Fixed colour
Tilttable	90°
Input	220-240V 50/60Hz
LED Lifetime	70,000h L70 B10
CRI	>80Ra
SDCM	3SDCM

INSTALLATION INFORMATION

Inrush Current	60A 37µs
Construction Material	Anodised aluminium Stainless Steel 316 Copper
Weight	SL220B: 550g SL220Z: 550g SL220D: 1037g SL220Z: 550g
Maximum ambient temperature	50°C
Electric Class [1, 2, 3]	1

GUARANTEE / WARRANTY

7 year extended warranty

FEATURES & BENEFITS

High efficacy - up to 93lm/W

Single LED and lens combination for maximum efficiency and optimal light distribution

Choice of material finish to suit different styles

Mains voltage for easy installation

WIRING INFORMATION

Cable / Flying Lead	3m H05RN-F rubberised cable (outside diameter: 7mm)
Type of Wiring Required	Parallel

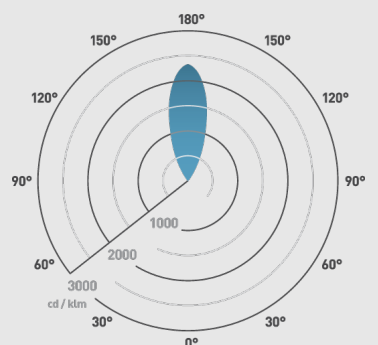
LED DRIVER

Product code	Input	SELV	Dimming	Bathroom zone	Min	Max
N/A (integrated SELV driver)	220V-240V	N/A	N/A	-	-	-

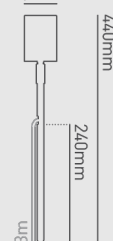
ACCESSORIES

JB5	Gel filled waterproof connector	Sold Separately
GH220	Simple hood to reduce glare whilst maintaining a good light distribution	Sold Separately
GS220	Stylish, baffle-style snoot, perfect for creating a moonlighting effect	Sold Separately

Beam angle: 40°



Ø62.5mm



SPIKE LIGHTS SPECIFICATION SHEET


PHOTOMETRICS @ 25°C


Product code	Finish	Wattage	Colour	Beam angle	lm	lm/W	lx @ 1m
SL220BWBM40	Black Anodised Aluminium	5.7W	4000K	40°	530	93	1205
SL220DWBM40	Stainless Steel 316	5.7W	4000K	40°	530	93	1205
SL220ZWBM40	Bronze Anodised Aluminium	5.7W	4000K	40°	530	93	1205
SL220BWBM30	Black Anodised Aluminium	5.7W	3000K	40°	520	91	1182
SL220DWBM30	Stainless Steel 316	5.7W	3000K	40°	520	91	1182
SL220ZWBM30	Bronze Anodised Aluminium	5.7W	3000K	40°	520	91	1182
SL220BWBM27	Black Anodised Aluminium	5.7W	2700K	40°	515	90	1171
SL220DWBM27	Stainless Steel 316	5.7W	2700K	40°	515	90	1171
SL220ZWBM27	Bronze Anodised Aluminium	5.7W	2700K	40°	515	90	1171
SL220CWBM27	Solid Copper	5.7W	2700K	40°	515	90	1171
SL220BNBM40	Black Anodised Aluminium	5.7W	4000K	12°	530	93	1205
SL220DNBM40	Stainless Steel 316	5.7W	4000K	12°	530	93	1205
SL220ZNBM40	Bronze Anodised Aluminium	5.7W	4000K	12°	530	93	1205
SL220BNBM30	Black Anodised Aluminium	5.7W	3000K	12°	520	91	1182
SL220DNBM30	Stainless Steel 316	5.7W	3000K	12°	520	91	1182
SL220ZNBM30	Bronze Anodised Aluminium	5.7W	3000K	12°	520	91	1182
SL220BNBM27	Black Anodised Aluminium	5.7W	2700K	12°	515	90	1171
SL220DNBM27	Stainless Steel 316	5.7W	2700K	12°	515	90	1171
SL220ZNBM27	Bronze Anodised Aluminium	5.7W	2700K	12°	515	90	1171
SL220CNBM27	Solid Copper	5.7W	2700K	12°	515	90	1171




COLLINGWOOD
LIGHTING

01604 495 151
collingwoodlighting.com

 /collingwoodlighting

 /collingwoodlighting

 collingwoodled

SL220 MAINS

This is the easiest external LED light to install. Simply drive the anodised aluminium spike into the ground and connect the watertight cable direct to the electricity mains. The 5.7W light comes with a choice of three LED colours and is available in black, copper, steel, or bronze with a 7-year extended warranty. The head tilts through 90° from vertical to horizontal.