



STEP LIGHTS SPECIFICATION SHEET



**COLLINGWOOD
LIGHTING**

01604 495 151
collingwoodlighting.com

 /collingwoodlighting

 /collingwoodlighting

 collingwoodled

WL342

Asymmetric, straight to mains, brush finish step light

FEATURES

IP rating	IP67
Colour flexibility	Fixed colour
Walk Over / Drive Over	Walk over
Input	220-240V 50/60Hz
LED Lifetime	70,000h L70 B10
CRI	>80Ra
SDCM	3SDCM

INSTALLATION INFORMATION

Cut Out Size	Ø 80mm
Bathroom zone	2
Inrush Current	9A 0.8ms
Construction Material	Stainless steel (316)
Weight	1.2Kg
Maximum ambient temperature	35°C
SELV	Yes
Electric Class (1, 2, 3)	1

GUARANTEE / WARRANTY

7 year extended warranty

FEATURES & BENEFITS

Can be used as a wall light or ground light

Straight to mains for easy installation

Installation tube included

1m H05RN-F rubber cable attached for permanent use outdoors

PHOTOMETRICS @ 25°C

Product code	Wattage	Colour	Beam angle	lm	lm/W	lx @ 1m
WL342NW	2.6W	4000K	50°	59	22	65
WL342WW	2.6W	3000K	50°	50	19	54
WL34227	2.6W	2700K	50°	49	19	52
WL342AB27	2.6W	2700K				
WL342AB30	2.6W	3000K				

WIRING INFORMATION

Cable / Flying Lead	1m (H05RN-F) rubberised cable (outside diameter: 7mm)
Type of Wiring Required	Parallel

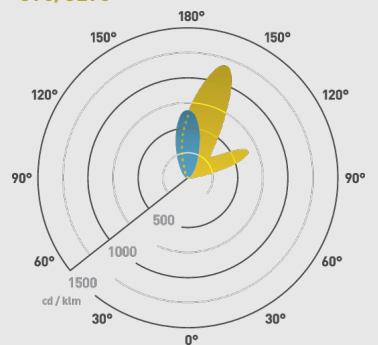
LED DRIVER

Product code	Input	SELV	Dimming	Bathroom zone	Min	Max
N/A (integrated SELV driver)	220-240V	N/A	No	2	N/A	N/A

ACCESSORIES

Installation tube included	
JB5	Gel filled waterproof connector
WC 5-9	Quick release waterproof joint

Beam angles: 50° C0/C180 50°
C90/C270



98x98mm

